

# Memo



**Date:** April 19, 2011  
**File:**  
**To:** City Manager  
**From:** Jason Brolund, Assistant Fire Chief  
**Subject:** Emergency Preparedness Week - May 1-7, 2011

---

**Recommendation:**

THAT Council receives, for information, a Presentation from the Assistant Fire Chief with respect to Emergency Preparedness Week, May 1-7, 2011

**Purpose:**

To provide Mayor and Council with an overview of Emergency Preparedness in our region and how residents can better prepare for emergency situations.

**Background:**

Emergency preparedness is everyone's responsibility. This presentation coincides with the national Emergency Preparedness week, where citizens from across the country are challenged to 'Get Prepared'.

**Internal Circulation:** Fire Chief, Community and Media Relations

**Considerations not applicable to this report:**

Legal/Statutory Authority:  
Legal/Statutory Procedural Requirements:  
Existing Policy:  
Financial/Budgetary Considerations:  
Personnel Implications:  
External Agency/Public Comments:  
Community & Media Relations Comments:  
Alternate Recommendation:

Submitted by:

A handwritten signature in black ink, appearing to read "Jason Brolund".


Jason Brolund, Assistant Fire Chief


Approved for inclusion:

A handwritten signature in blue ink, enclosed within a black rectangular box.

## Emergency Preparedness

A Step-by-Step Guide






IS YOUR FAMILY PREPARED?

GetPrepared.ca


**Emergency Preparedness Week – May 1-7 2011**



GetPrepared.ca

### What is Emergency Management?


**A continuous process within which communities reduce vulnerability to hazards prepare for, cope with and recover from disasters**





GetPrepared.ca


## Regional Emergency Program

- Provincial Legislation mandates an Emergency Plan
- Local Authority responsible for Emergency Management within it's jurisdiction
- Regional Program administered by KFD
- Funded by all member municipalities








GetPrepared.ca


## Elected Officials Roles and Responsibilities


- Legislated Responsibilities – Emergency Planning
- Policy Direction
- Corporate Support of Emergency Plan
- Publicly Support Emergency Preparedness
- Be available – Emergency Contact Lists
- During Emergency – within EOC



 GetPrepared.ca


In Canada, we have an emergency management model that includes everyone from individuals and families, local, regional, provincial and federal government




 GetPrepared.ca

**Emergency Management Model**

At the local level, Canadians are expected to plan for and deal with everyday emergencies they may face.



IS YOUR FAMILY PREPARED?




GetPrepared.ca

**Have you ever thought about how to prepare for an emergency?**

How would you:

- Look after your family for 72 hours?
- Cope without power or tap water?
- Contact your family and receive information?





GetPrepared.ca

**Fast fact:**


- Although the majority of Canadians believe that having an emergency plan and emergency kit are important, *only a small minority* have actually created them



**72 HOURS** GetPrepared.ca  
BE YOUR FAMILY'S PREPARED

**Learn the three steps to getting prepared:**


- Know the risks
- Make a plan
- Get a kit



**72 HOURS** GetPrepared.ca  
BE YOUR FAMILY'S PREPARED

**Common misconceptions:**

- Most emergencies are short-lived
- I won't ever have to deal with an emergency where I live
- There are a lot of emergencies I just can't prepare for
- Preparing takes too much time



GetPrepared.ca

## STEP 1

### Know the risks Know your region

The consequences of emergencies can be similar, but knowing the risks in your region can help you better prepare.

GetPrepared.ca

## STEP 2

### Make a plan

You aren't prepared — until you make a plan.

- Work with Family to develop your plan
- Photocopy your plan
- Keep copies of your plan in safe and memorable places

GetPrepared.ca

**STEP 2**  
**Make a plan**

**Other helpful hints:**

- Choose an out-of-town contact person
- Make arrangements through friends
- Practice your plan!
- Review your plan once a year



GetPrepared.ca

**STEP 3**  
**Prepare a kit**

To prepare for an emergency that could last 72 hours or more, what would you put in a kit?








72 HOURS GetPrepared.ca

**Pre-packaged kits:**

- St. John Ambulance and The Salvation Army kits are available for purchase at [www.sja.ca](http://www.sja.ca)
- Canadian Red Cross kits are available at [www.redcross.ca](http://www.redcross.ca)

This image shows a red first aid kit bag, which is a common item found in pre-packaged disaster kits. The bag is open, revealing various medical supplies inside, including band-aids, gauze, and other first aid materials. A first aid manual is also visible next to the bag.



GetPrepared.ca

**"Preparing for an emergency is a responsibility we all share."**

**Having a plan and an emergency kit to cope with the first 72 hours of an emergency can make a world of difference in keeping a family safe and comfortable, and helps first responders to focus their resources on those in urgent need."**